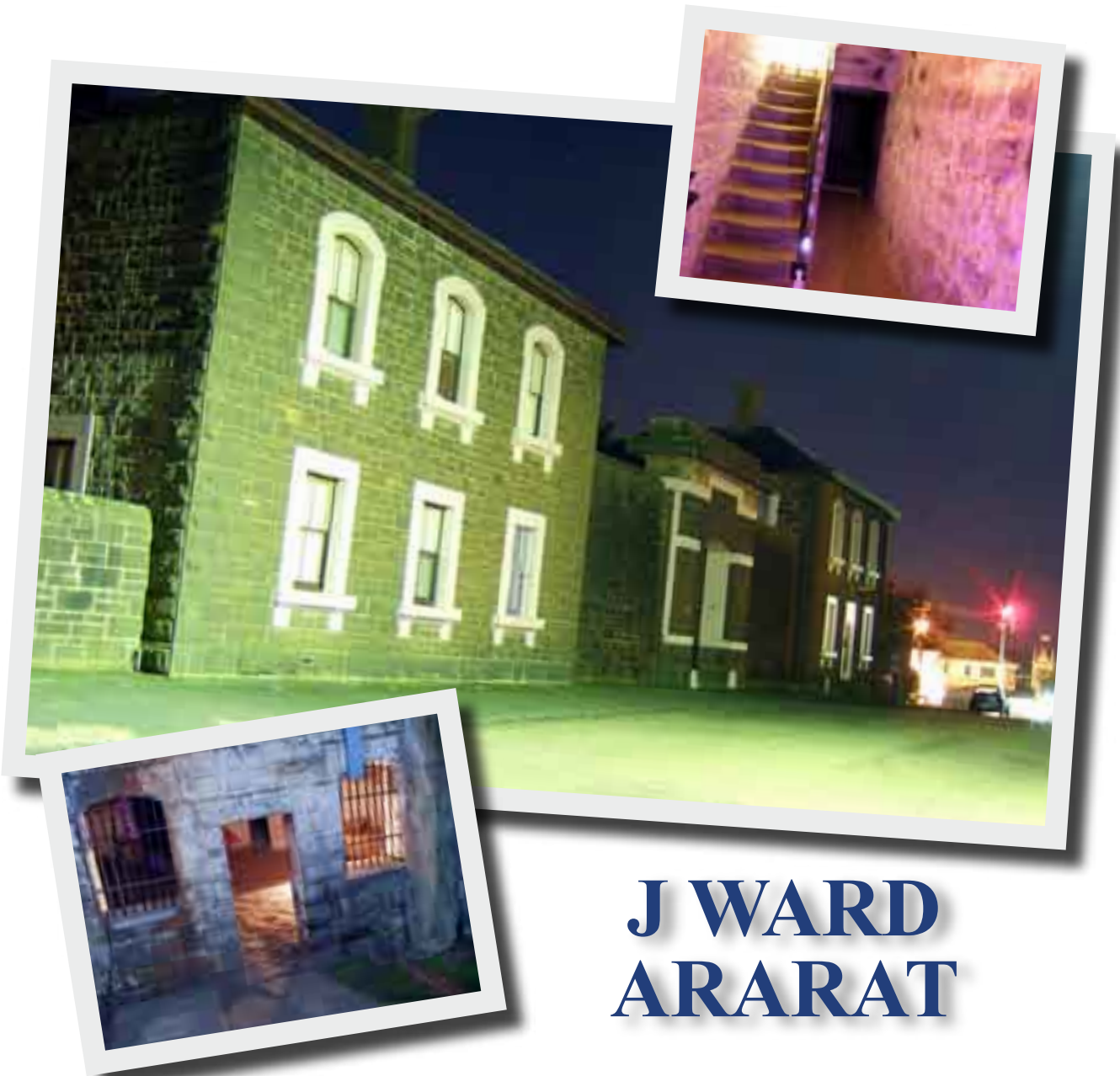




INVESTIGATION REPORT

SEPTEMBER 2007



**J WARD
ARARAT**

TABLE OF CONTENTS

Location and Background Information	
Site details	3
Historical background	3
Timeline of the history of J Ward	4
Previous reports of paranormal activity	5
Historical events possibly connected with reported ghosts	5
Site appraisal	6
Site plan	7
Equipment	
Infrared laser thermometers and weather stations.....	8
Still and video cameras	8
Night vision equipment	8
Passive infrared detectors	8
Portable power packs	8
Infrared surveillance cameras	9
X-10 equipment	9
Environment monitoring equipment	9
DVR systems and computers	9
Customised equipment	9
Other equipment	9
The Investigation	
Introduction	10
Events noted during site orientation	11
Session 1	13
Session 2	14
Session 3	15
Session 4	16
Session 5	16
Post investigation event	19
Environment monitoring results	20
Conclusions and recommendations	
Rating System	21
Recommendations	21
Site Classification	21



Ghost Research International
www.ghostresearchinternational.com

© Copyright all rights reserved. No part of this report may be reproduced or transmitted in any form by any means, electronic or mechanical, including photocopying, recording, or otherwise, without the prior written permission of Ghost Research International. Dist No. W010.

LOCATION & BACKGROUND INFORMATION

SITE DETAILS

LOCATION: J Ward
Corner of Girdlestone and Basham Streets,
Ararat, Victoria, Australia 3377
37°16'45.49"S 142°55'41.14"E
Elevation: 321 metres

DATE/TIME: 8pm Sat Sept 1st - 4am Sun Sept 2nd 2007

CONDITIONS: Moon: Rise 10:38pm (1/9) Set 8.58am (2/9)
Disc Illum: 77.22%
Age: 19.4 days (Waning gibbous)

Sun: Set 5.57pm (1/9) Rise 6.43am (2/9)
Temp (Mean Sept.): Min 5.0°C Max 14.9°C



HISTORICAL BACKGROUND

The building now known as J Ward commenced operation as the Ararat County Gaol in 1861 when it served as a goldfields prison. During this time three men were hung and their bodies buried within the goal walls.

In the aftermath of the Victorian gold rush many country gaols were no longer required and in December 1886 the gaol building was proclaimed "J Ward" of the larger Ararat Lunatic Asylum. It's new purpose was to house the criminally insane in high security. The first patients were accepted at J Ward from the Yarra Bend Asylum in March 1887.

The larger Ararat Lunatic Asylum was known by many names as society's attitude to mental illness changed through the years, including the "Ararat Aradale Psychiatric Hospital" and the "Aradale Mental Hospital", in it's later years it was commonly referred to simply as "Aradale". Construction on Aradale commenced in the 1860's and the Government Gazette published it's proclamation as an Asylum on October 1st 1867. At one point the hospital employed over 500 staff and consisted of over 63 buildings. The hospital closed in 1993 but continued to house female inmates up until 2001.

J Ward which closed in 1991 was the only Victorian site used exclusively to house the criminally insane. Some of the more notable inmates included:

- Charles Fossard (admitted 1903 aged 21)
- Garry David aka Garry Webb.
- Bill Wallace (b1883 d1989 aged 107) admitted around 1926 suspected of murdering a man at the Warterloo Cafe in King Street Melbourne. It is believed Bill Wallace was the oldest prisoner held in an Australian jail.
- Thomas Albion Varney (b 1940 Bairnsdale) who later received a full pardon from his sentence.



Two panoramic pictures of J Ward - Above: The lower cell block and Below: The old kitchen.



TIMELINE OF THE HISTORY OF J WARD

1854	Gold was discovered in the Ararat area and population rapidly increased.
1859	Work commenced on the construction of the Ararat County Gaol.
August 10 1861	A stonemason William Naylor suffered a broken leg during a fall. He died following amputation of the limb. This, coupled with a shortage of workers, delayed construction.
October 10 1861	The Ararat Gaol opened. Governor was Samuel Walker (formerly the governor of Portland Gaol), the gaol contained 18 convicted prisoners (16 male, 2 females), 1 male prisoner awaiting trial and 2 remand prisoners.
1863	The Gallows were erected.
1864	The gaol contained 40 prisoners.
1867	John Gray became the gaol's second governor, an occupation which he carried out for the next decade. John's wife Christina was a warder.
1860's	Construction commenced on the Ararat Lunatic Asylum.
October 1867	Government proclamation of the Ararat Lunatic Asylum.
April 1868	Prisoner George McDonald committed suicide in his cell.
August 15 1870	10am. The first execution was conducted at the gaol when Andrew Vere (b1836 Dumfries, Scotland) was hanged. He was buried inside the gaol walls. Vere was convicted for the murder of Amos Cheale at St Arnaud on January 12th 1869. The executioner was Mr Bamford.
May 25 1872	A prisoner, Thomas Wall aged 20 committed suicide in his cell (by hanging).
1880	An Gooley, a Chinese prisoner committed suicide in his cell (by hanging).
November 1880	An ex-prisoner, Mr A. McMillan robbed the wardens room.
September 25 1883	9am. Robert Francis Burns (b Limerick 1840) was hanged and buried inside the gaol walls. Burns was found guilty of the murder of Michael Quinlivan. The executioner was Mr Upjohn.
1877	Henry Pinniger was appointed Governor.
1884	The gaol contained 40 prisoners. The gaol chaplain was Rev. Phillip Homan C of E.
June 6th 1884	9am. The third and final judicial hanging at the gaol occurred when Henry Morgan (b Tas 1828) was executed and buried inside the gaol. He was sentenced for the murder of Margaret Nolan, a 10 year old child, at Framlingham Lane, Panmure on Saturday, November 17 1883. The executioner was Mr Upjohn.
Late 1884	Henry Pinniger was transferred to Geelong Gaol and George Frederick Fiddimont was appointed governor.
September 14 1886	Governor of gaol, George Frederick Fiddimont died of a heart attack at age 60. This apparently occurred on the second step from the floor of the old kitchen not long after 4pm in the afternoon.
December 1886	In December 1886 the gaol building was proclaimed "J Ward" of the larger Ararat Lunatic Asylum. J Ward was to house the criminally insane in high security.
1887	The gaol was converted for use as an asylum and the gallows removed. Between March and October J Ward received 4 patients from the Yarra Bend Asylum and 50 from the Kew Asylum. By December there were 52 patients in J Ward.
1894	The head warder was Mr Smith.
October 12 1901	An inmate Thomas Pyers escaped, he was recaptured in Mount Gambier 2 months later.
August 12 1919	Inmate Henry Byron Archer "Black Harry" died in J Ward aged 74.
1939	The west wing was built which included the outside bathroom area.
1950	The Therapy Unit was completed.
1957	The upstairs kitchen was constructed, replacing the "old kitchen" in the basement.
June 9 1962	Rex William Elston escaped from J-Ward, later being recaptured in South Australia.
1963	Day room and staff dining area completed.
1965	Gordon Moyes was the chaplain to J Ward
1967	Rev Colin Knox replaced Rev Moyes as the chaplain to J Ward
1978	Some cells on the lower level were converted into a chapel and visitors room
1979	A swimming pool was constructed.
1984	30 patients were residing at J Ward.
1985	Upstairs lounge/recreation area constructed.
1991	J Ward officially closed in January. A new forensic unit was opened at Aradale.
1993	Ararat Aradale Psychiatric Hospital declared closed.
1993	The Friends of J Ward Inc opened the J Ward site as a museum.

PREVIOUS REPORTS OF PARANORMAL ACTIVITY

Some visitors have told tour guides of strange occurrences and a number of research groups have reported results. The visitor guide available at the site tells of staff finding a carved house brick on display in the upstairs recreation room being found on the opposite side of the room after a crash was heard inside. Paint on the window frame at the end of cell block has been flaking even though it is in reasonable condition and there is no evidence as to why.

Doug our guide for the investigation told of reported activity in West wing including the appearance of a woman wearing a jacket and apparently the ghost of a former patient who would jump out from the bend in the hallway corridor still scares visitors today.

An area midway down the lower cell block has given strange feelings to visitors. Some have got violently ill whilst others have fainted in the same spot. People on the walkway of the upper cell block have reported being touched near the entrance to the recreation room.

On April 8 2005 The Ararat Advertiser reported that a paranormal research group had recorded a mist moving up the stairs where a previous Governor suffered a heart attack.



The West wing corridor where activity has been reported.



The lower cell block.

HISTORICAL EVENTS POSSIBLY CONNECTED WITH REPORTED GHOSTS



The Eastern wall of the exercise yard where plaques now mark the graves of 3 executed prisoners.

The bodies of the three prisoners executed at gaol were all buried on site beside the eastern wall of the exercise yard. Coffins were not used and the bodies were buried in lime, and most likely “standing-up” as was the common practice for executed prisoners of the time, so as never to be “at rest”. The area is now marked with plaques to the prisoners. People have commented that frost doesn’t settle on the grave sites.

The death of governor George Fiddimont in 1886 is associated with reports of occurrences on the stairs leading to the old kitchen. A check of records confirm George’s death from a ruptured heart at the Ararat Gaol.

Whilst the area was in use as a gaol it is known that at least three prisoners committed suicide in their cells on the second level (see timeline). Apart from those mentioned at least 12 other deaths are known to have occurred on the site, 8 before 1887 and 4 after. Of these one was a suicide and the balance were from various illnesses. There were few deaths on the site whilst it served as J Ward because any patients thought to be critically ill were often moved to other facilities.



The stairs to the old kitchen where governor Fiddimont died in 1886.

SITE APPRAISAL

Due to its change of use over the years the site has seen many alterations and additions to the original structure. The original 28 cell, 2 storey cell block ran from an open area known as the circle where prisoners could be suitably observed, as was the standard gaol design. For use as an asylum a ceiling was added to the first level and eventually a recreation room was added to the second level. All open sections between levels were sealed with wire netting. The brick west wing and new kitchen were also added to the central area.

Before town water was available the use of underground tanks was employed at numerous positions, one such well was located in the yard of the old kitchen.

The site of the hospital and J Ward was originally called Cemetery Hill and the area's first cemetery was located there. Later the graves were moved to the present Ararat cemetery and the gaol constructed on the hill overlooking the town so as to serve as an ever present warning to criminals.

J Ward is certainly an extensive area containing many areas of interest including the governor's quarters and employees residences as well as the exercise yards, prison cells and patient rooms.

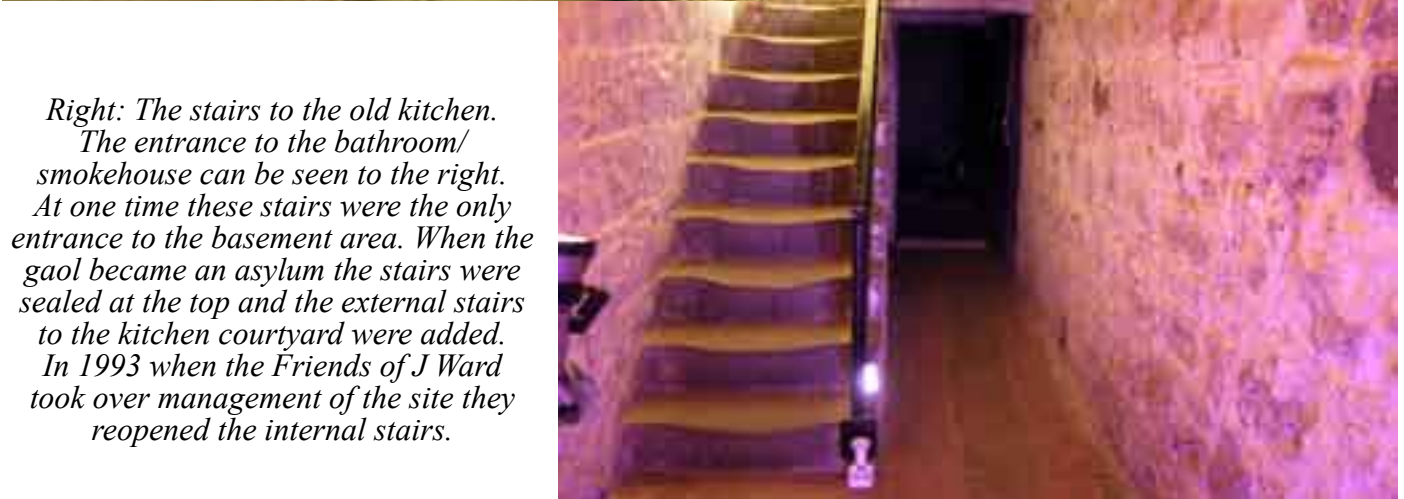
The Friends of J Ward now manage the site as a museum and have done a fantastic job of restoring and creating exhibits to display the various aspects of its history to visitors.

The site definitely presents a "spooky" atmosphere which may promote an expectation of activity. Some areas, such as the old kitchen, are open to the outside air which may lead to sudden temperature changes being reported. There are various reflective surfaces including polished floors and care should be taken to see these benefit rather than hinder photographic results. In the grounds of J Ward there are numerous trees and possums often frequent these.

The sites layout is conducive to establishing and maintaining a controlled environment enabling experiments with trigger items, seances, mediums etc... and considerable room for monitoring equipment.

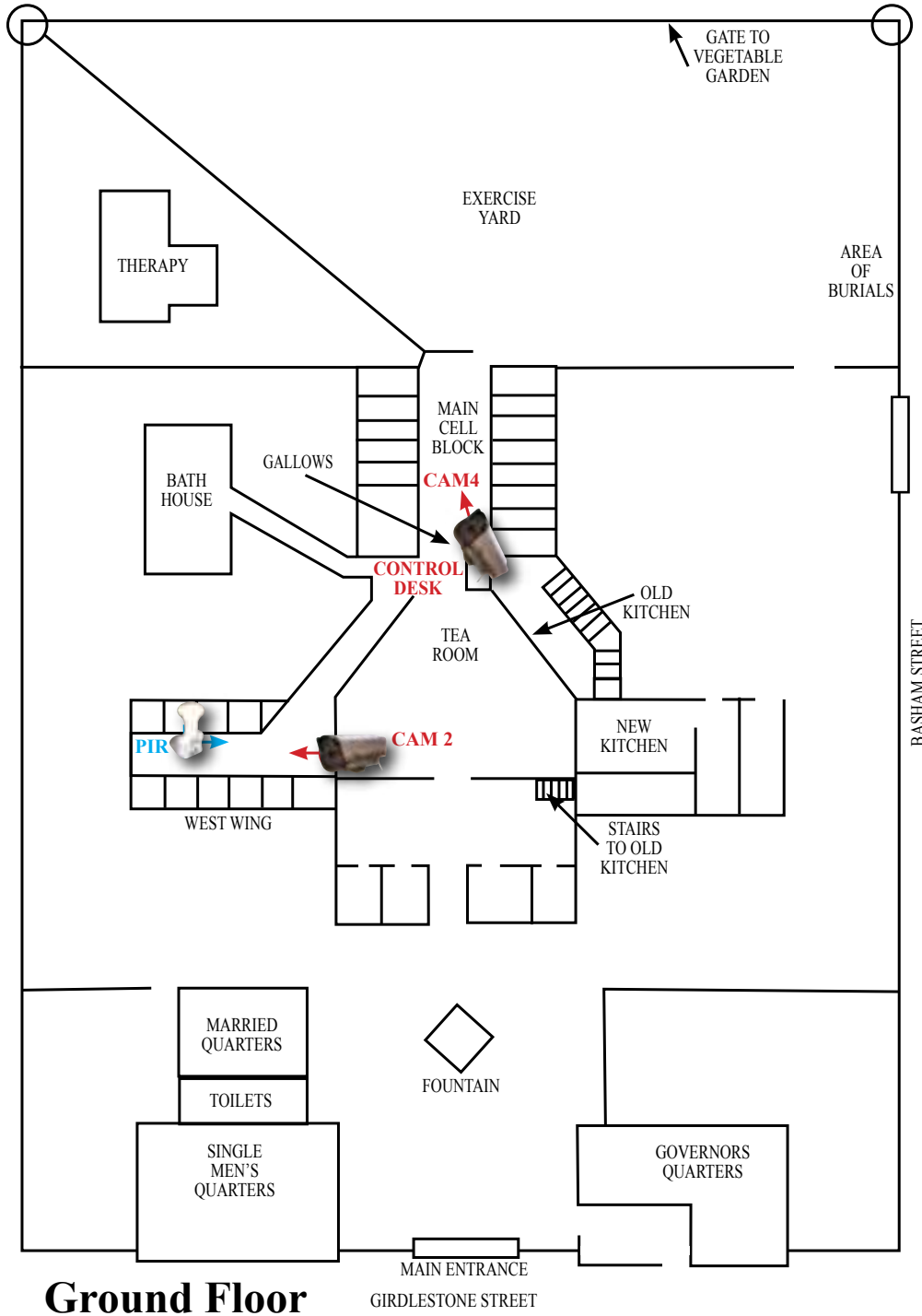


Left: The bathroom in the basement. One of the oldest sections of the site which dates back to the early gaol years. It is believed this small room was the governors bathroom as it was one of the only areas to have hot water, being located next to the old kitchen. In later years it was used as a smokehouse to preserve meat.

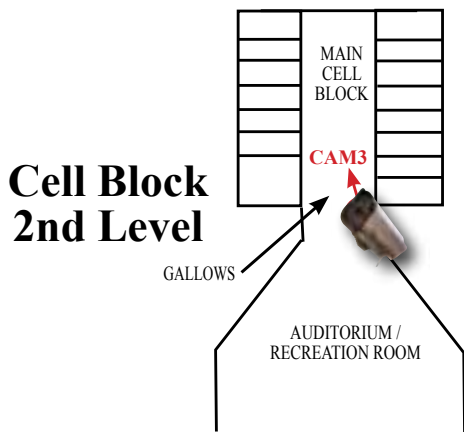


Right: The stairs to the old kitchen. The entrance to the bathroom/ smokehouse can be seen to the right. At one time these stairs were the only entrance to the basement area. When the gaol became an asylum the stairs were sealed at the top and the external stairs to the kitchen courtyard were added. In 1993 when the Friends of J Ward took over management of the site they reopened the internal stairs.

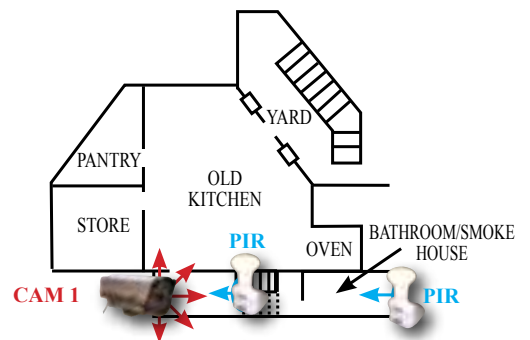
Old Ararat Gaol / J Ward - Site Plan



Ground Floor



**Cell Block
2nd Level**



**Basement
(Kitchen & Bathroom)**

EQUIPMENT

The team utilised various pieces of equipment during the investigation, some of which is described below.



INFRARED LASER THERMOMETERS & WEATHER STATIONS

Infrared laser thermometers are used to monitor temperature fluctuations. Portable weather stations may also be used to record temperature, humidity and barometric pressure. A visible beam green laser can be used to reveal moisture and dust particles in the air as well as determining angles for cameras.



EMF DETECTORS

Electro Magnetic Field detectors are used to detect changes in the electromagnetic field which some believe may indicate paranormal activity.



STILL AND VIDEO CAMERAS



A range of still and video cameras are used including the two items displayed here. The Finepix F30 camera (left) was voted the best low light compact camera in 2006 - capable of shooting at ISO3200 at 6.3 megapixels it can minimise the necessity for a flash. Camcorders with nightshot functions are also used and their abilities may be enhanced with the addition of infrared illuminators like the one at right.



NIGHT VISION EQUIPMENT

Night vision equipment such as monoculars, scopes, binoculars and goggles which incorporate light intensifying tubes and infrared illumination allow the observation of otherwise dark locations.

INFRARED ILLUMINATORS

Assorted infrared illuminators are used to enhance night vision devices such as night scopes, nightshot camcorders and IR surveillance cameras. The spotlight (at right) is a rechargeable 5,000,000 candle power spotlight modified so it can emit either normal or invisible infrared light.



PIR DETECTORS

Passive infrared detectors can be used in two ways - assisting to make a controlled location to ensure human interference can be detected or it can indicate movement where there's no reason for it.

PORTABLE POWER PACKS

Whilst it's always preferable to have mains power available when and where required, it doesn't always work that way.

The need for portable power is evident at most investigations and a range of 12 volt packs are often used, as well as 240 volt inverters providing mains power when it is otherwise not available.



INFRARED SURVEILLANCE CAMERAS



These are interfaced into the DVR system, with in built infrared light emitting diodes they send out infrared light to which the cameras are sensitive to, but is invisible to the human eye. Wired and wireless models are used dependent on site conditions.



X-10 EQUIPMENT

A range of X-10 equipment may be used to allow control of mains devices such as lights and appliances. The DVR computer also contains software that can also take control or monitor any X-10 enable devices including PIR detectors. Alternatively this can also be configured to allow control and monitoring from a remote location.



ENVIRONMENT MONITORING EQUIPMENT

A range of monitoring equipment may be used to accurately record environmental conditions such as temperature, humidity, dewpoint, barometric pressure, rainfall, wind speed, wind direction and altitude.

Data is collected from multiple points and relayed back to the control station where it is charted against time and monitored for any fluctuations. Some people believe there may be fluctuations in temperature and barometric pressure when paranormal activity is experienced.



DVR SYSTEMS & COMPUTERS

The central control computer used at investigations is designed to match the needs of a particular site. It often incorporates a Digital Video Recording Surveillance system. Multiple computers are available enabling simultaneous investigations to take place. The DVR systems can record up to 16 cameras continually for well over 24 hours, this is extended considerably if less cameras are used or any camera is placed in motion detection mode.

The computers also provide for transferring data from digital cameras and audio devices on site, controlling X-10 equipment, recording data from environmental sensors and logging reported events into the system. Once set up the system may be monitored or controlled remotely if an internet connection is available. This allows for the control of cameras, X-10 and environment monitoring equipment off site, as well as the broadcasting of all data to a remote location.



CUSTOMISED EQUIPMENT

We do specially construct or modify items to suit our requirements - at left is the remote unit which includes infrared camera, additional 48 LED infrared illuminator, ultra violet and red lights - all controlled via wireless remote. A single connection is all that's required to power the unit. The camera can pan through 300 degrees and the lights switched on or dimmed from the control desk. The ultra violet and red lights are for testing at the edges of the visible spectrum which some believe may provide a greater chance of capturing an image. Seances of old were often held in red lighting for this reason.

OTHER EQUIPMENT

A range of ancillary equipment is often used such as audio recording devices, UHF two way radios etc... along with lot's of batteries, cables and coffee as required!



THE INVESTIGATION

The team arrived for the investigation at 8pm on September 1st 2007 with six members attending. Once the equipment was moved inside Doug, our guide from the Friends of J Ward, gave us a very informative tour of site. This provided a good opportunity to assess areas of interest and determine locations for monitoring.

Set up commenced at 9.30pm with the control desk being located at the lower cell block. DVR cameras were placed covering the lower cell block, West wing, stairs to the old kitchen and the upper cell block.


The visit saw the introduction of wireless environment monitoring equipment to record the temperature, humidity, atmospheric pressure and dew point every minute to the DVR computer. Sensors were placed at the control desk and near the stairs to the old kitchen.

Camcorders, audio recorders, EMF meters, still cameras and additional temperature and humidity sensors were used throughout the site during the investigation.

The team was divided into 3 groups of 2. The upper cell block consistently had a group present, hopefully to experience any “touching” as had been reported previously. Other locations marked for manual monitoring included the old kitchen, married quarters, external bath house and exercise yard. Trigger items were placed at various locations.

As is now standard procedure the DVR computer was set to atomic time, all recording devices synchronised as near as possible and the DVR screen photographed to establish any discrepancy to the second. This allows any data gathered to be correlated precisely.

The DVR began recording all cameras at 10:49pm.



*DVR Cam 1
Remote camera covering stairs and entrance to the old kitchen.*



DVR Cam 2 - West Wing

DVR Cam 3 - Upper Cell Block

DVR CAMERA LOCATIONS

Static DVR Camera positions with placement of EMF and PIR detectors indicated.

Camera 1 was the remote camera recording in infrared, red and ultraviolet light.

Camera and PIR detector locations are also marked on the site plan (page 7).



*DVR Cam 4
Lower Cell Block*



The end of the cell block from the exercise yard.

EVENTS NOTED DURING SITE ORIENTATION 8.30PM-11.00PM

During the initial walk around and set up various pictures were taken around the site. Review of these pictures revealed a number of orb like objects.



Four images taken during the site tour showing what some refer to as “orbs”.

Orbs are anomalies which show up quite often on still photos and video cameras. Most can be put down to out of focus moisture, dust or insects caught inside the camera’s focal point and illuminated by the camera’s flash. Some believe that “true orbs” are balls of energy of ghostly origin, possibly the form taken when a spirit is moving around or about to manifest. To be considered as a ball of energy it would be necessary to establish that the object is giving off it’s own light rather than reflecting it and ideally any movement should have independent and possibly intelligent type features. During our investigations possible orbs are noted but without any collaborating data or unusual features displayed they are generally rated as “inconclusive” at best.

Upon later examination a photograph taken in the exercise yard showed an odd shape in a tree at a time when the photographer felt “uncomfortable”. Unfortunately other photographs taken in the area do not show any further detail which could assist in identifying exactly what appears in the image. The angle of what little light was present may have illuminated a tree limb in such a way to cause the odd shape, without any further data it must be considered inconclusive.



Image taken in the exercise yard.

At 10:12pm a Sony ICD-SX56 voice recorder was placed in the second level cell where prisoner, Thomas Wall committed suicide by hanging on May 25th 1872.

At 10.59pm whistling was heard on the recording at various times over a 30 second period. The total recording duration was 4 hours 23 minutes however this sound is only heard during this 30 second section.

The first vigil of the investigation was to start at 11.00pm so all team members were near the control desk on the first level. This is confirmed on DVR recordings. Both levels of the cell block area were clear of people and there were no reports of whistling being heard.

Other sound recordings were to commence with the first vigil, so no other devices captured the whistling.



Voice recorder on the bed of Thomas Wall's cell.



Frame grabs from the DVR cameras taken at the time of the whistling showing areas clear.

A source for the whistling which occurred on the recording (natural or otherwise) cannot be ascertained, however because of the lack of additional collaborating data the event is rated as “inconclusive”. This single event does warrant considerable focus be put on the area in any future investigation.

23:03 - 23:11 “Orb like objects” Lower Cell Block

Numerous orb like anomalies were reported on the DVR and in digital pics of the lower cell block. Although considerable in quantity (as displayed in footage viewable from the website) it could not be ascertained that the same orb appears in any two images. This tends to suggest that the anomalies were most likely bugs or particles inside the camera’s focal point, out of focus and not visible to other cameras at the time.



Still photographs and DVR frame grabs of lower cell block

23:19 “Shapes” near area of the west wing.

A picture taken outside from behind the external bath house towards the rear of the west wing shows a couple of unusual shapes. The original picture has been brightened to try to bring out further detail and initially looked fairly unusual.


Staff from the J Ward site were contacted and suggested that the rear door to the West Wing was open and reflected light back to camera. The perspex window pane can clearly be seen and the darker shapes at the base are thought to be plants in the flower bed between the door and the camera. It seems that a natural explanation is highly likely.



Photograph from rear of external bath house

23:21:02 “Orb” West Wing

The DVR camera located in the West Wing hallway recorded a light anomaly near the base of the camera. There were no other cameras operating nearby and team members were accounted for in other areas.



Two consecutive frames from the West Wing DVR camera

23:33 Temperature Drop Basement Stairs

Team members noted a temperature drop of about 7°C from the previous hour on the basement sensor. This was considered normal as the sensor adjusted to being moved from the warmer area upstairs to the basement which is exposed to the outside air through the old kitchen.

23:38:30 “Pink Orb” Upper Cell Block

A photograph taken in the upper cell block revealed a pink anomaly. Coloured orb like objects are unusual but not uncommon. It is suggested that the infrared illumination of the camera below may have contributed. As with most orb images the lack of collaborative data forces a rating of “inconclusive” however noting all such anomalies is worthwhile as it assists in isolating those which exhibit features not easily explained by natural causes.



“Pink” orb in the upper cell block

SESSION 2 - 00.00-01.00

00:11:11 “Orb like objects and temperature fluctuations” Garden near new kitchen

On examination of the garden area outside the new kitchen team members reported a cold spot in one corner. Photographs also revealed a number of orb like anomalies. Temperature ranged from around 6°C to -4°C. Readings taken a few moments later showed that the “cold spot” had moved to another position nearby. There was little wind noticed on the night and the area is fairly well sheltered.

Upon returning to this area later no similar fluctuations were noticed. Whilst this is certainly considered unusual the lack of supportive data suggests a rating of “inconclusive” is appropriate.




Orbs noticed in the new kitchen garden

00:13:57 Light anomaly kitchen stairs

The DVR recorded a flash of light on the kitchen stairs. Being on the second step from the bottom it was of particular interest as this is apparently the spot where governor George Fiddimont suffered a heart attack in 1886.


Two consecutive frames are shown at right, together with close ups of the steps. An EMF meter is also visible in the photographs, which did not indicate any abnormal activity.



Above: Two consecutive frames from the stairs to the old kitchen

The hour continued with various light anomalies being recorded and some team members reporting odours, especially in the area of the smokehouse.

Without further data they were rated as being “inconclusive”.



Above & Right: Anomaly captured on the DVR camera located on the upper cell block.

SESSION 3 - 01:00-02:00

01:05:05 “Light anomaly” Gallows Upper Cell Block

Two consecutive digital pictures showed an anomaly near the DVR camera in the upper cell block. While the pictures were in good focus, the anomaly shows blur caused by movement. Exactly what may have caused this anomaly is examined later.



Two consecutive digital pictures taken in the Upper Cell Block showing a light anomaly in the area of the DVR camera.

01:07:06 “Orbs” Auditorium/ Recreation Room


Images of orb like objects were still being captured during session 3, including in the recreation room on the upper level. This was the area where object movement had been reported, however the team did not encounter any during the investigation.



“Orbs” continued to be photographed during session 3, the two images above were taken in the auditorium on the upper level.

01:14:43 “Orb” Stairs to the old kitchen

The DVR camera captured a bright orb like anomaly near the entrance to the smoke house. It does not appear on frames before or after. There were no indications from the PIR or EMF detectors visible in the image. There was nobody present in the basement area at the time.



Two consecutive frame grabs from the DVR camera located at the stairs to the old kitchen.

01:46:00 “Orb anomaly” Gallows upper cell block

The DVR camera at the gallows captured an orb like object showing movement over two consecutive frames. This one displays features which tend to suggest the object was a bug close to the camera and out of focus, being caught in the camera’s infrared illumination.



Two consecutive frame grabs from the DVR camera located at the gallows on the upper cell block.

As previously stated such anomalies are noted but almost always achieve a rating no higher than “inconclusive” unless they exhibit characteristics, or there is supportive data, which can eliminate natural causes. If it can be ascertained that the objects emitted their own light rather than reflecting the camera’s illumination (visible or infrared) it greatly narrows the range of possible causes.

The anomalies that do achieve a higher rating are considered worthy of further study and only those which are accompanied by considerable supportive evidence could truly be considered as paranormal in origin.

SESSION 4 - 02:00-03:00

The fourth session was relatively quiet with few events reported, even the “orb like objects” being caught on the DVR and still cameras seemed to decrease in number.

One picture taken outside near the governors quarters showed a bright anomaly (airborne particles likely) and the upper cell block DVR camera showed the movement of an object across the frame (likely bug).

The remote environment sensor in the basement went offline at 2.48am and returned at 3.28am. Although this has never occurred before or since despite continual operation, the lack of any supportive data deems that a rating of “inconclusive” be given and the system monitored in the future for similar disturbances and possible causes.



Picture taken outside towards the governors quarters 2.37am.



Frame grabs taken over 3 seconds of DVR footage near the gallows on the upper cell block

SESSION 5 - 03.00-04.00

During the fifth session three team members moved to the outside bath house to monitor the area and conduct an experiment in enticement. Pack up was commenced by the other team members at 3.30am in preparation for leaving the site at 4.00am.

03:16:00 Enticement experiment outside bath house

This involved the use of a object on a chain, acting as a pendulum to indicate responses to questions. Such séance like experiments are occasionally conducted to evaluate techniques being employed by those interested in the paranormal. Whilst we do not rely on any data obtained without it being confirmed by other means, the experiments are monitored for any increase in activity and to ascertain the effect on the participants.

There were apparent pendulum responses to some questions asked and on three occasions requests to make a noise were followed by a tapping sound being heard and recorded. There were no other people near the outside bath house at the time. The experiment concluded at 3:44am.

As is observed quite often in experiments of this nature there were many questions and requests that lacked any response which allows an element of uncertainty to remain. To state with any certainty that a reaction was in direct response to a request or question would require considerable data to be gathered in order to rule out the possibility of coincidence and chance. Ideally experiments should be conducted in a controlled environment and



The walkway to the external bath house

under such conditions which rules out ideomotor effect playing a part. Although results can indeed be interesting, unless the uncertainty can be removed they must be considered inconclusive.

Following the experiment the team began to take various readings and photographs of the bath house and noting any unusual feelings or occurrences.

03:48:00 Scent of soap reported

One of the participants reported a “soap” type smell in the bath house. This could not be verified by others present.

03:50:00 Temperature fluctuations external bath house

Temperature fluctuations were reported around one of the participants. Ambient temperature readings taking in the bath house averaged around 10°C while the area around the participant, who had begun shivering, ranged from 2.1°C to 4.1°C. By 3:53am all readings were constant, around the ambient temperature of 10°C.

03:44:00-3:52:00 Light anomalies on photographs

There were the common “orb type objects” captured on photographs in the outside bath house but there were also some strange anomalies involving light trails. These were considered worthy of closer examination to determine what had been recorded.

Some of the trails appear quite long, whilst the actual images themselves appear in focus. The trails seem to begin or end at a point where light was present, be it the led of a camera, a torch light or a reflection.

To establish any data common to the photographs they were compared to all others taken on the night. A few pictures taken earlier did exhibit similar anomalies such as those appearing during session 3.

Examination of the EXIF data of the images revealed the pictures showing similar anomalies were all

taken on the same camera - a Kodak Easyshare C743 Zoom Digital Camera. This initially suggests that a camera issue is responsible, however the anomalies do not appear on the majority of images taken by this camera. The anomaly photo's however share the same settings which were automatically selected by the camera:

Exposure Time: 1/2 Sec

Aperature: F2.7

ISO Speed Rating: 140

Flash: Fired

Scene Type: Night Scene

Gain Control: Low gain up

Whilst there were some “clear” images taken by the camera using the above settings, it seems that when certain conditions are present such trailing occurs.

When taking photographs in a dark environment many digital cameras will automatically increase the exposure time, in this case the camera has reported a relatively long exposure of 1/2 a second. The actual camera's



Photographs taken in the bath house showing light anomalies.

Many “point and shoot” fully automatic digital cameras make adjustments to their settings in an attempt to keep the majority of photographs at acceptable standards, while making it as easy as possible for the operator. Sometimes this “balancing act” results in settings which are less than ideal and can lead to strange results. Keeping the camera as still as possible will reduce the effect discussed as will selecting a higher ISO rating (thus forcing a shorter exposure). Some cameras allow direct adjustment of the “flash synchronisation shutter speed” or “X sync” which adjusts the timing between the shutter speed and the flash.

Following the conclusion of the final session trigger items were photographed and packed up, with no movement being recorded. The team left J-Ward at 4.00am.

1156 still photographs and over 22 hours of video footage were taken during the investigation. There were many orb like anomalies observed in photographs and DVR footage, most of which could be put down to bugs or similar. Although not specifically observed at the time, their presence was certainly recorded in various stills obtained. Those below show features consistent with a central body and wings on each side being illuminated by the infrared LEDs of the cameras.



Two DVR frame grabs showing likely bugs in the West Wing Likely bug captured near the smokehouse

POST INVESTIGATION EVENT

One of the team present at J Ward reported an event they had a few days afterwards. While lying in bed they felt hands grabbing them. Upon trying to stop the hands there was nothing actually there to stop - the intensity of the touching only increased. There was a perception that this was an ex-prisoner of J Ward. In a panicked state they began to wonder if it was a dream, even though they now found themselves in the same situation they “dreamt”, that of being in their own bed. The uneasiness continued for a few days afterwards with persistent thoughts of how real this “dream” seemed.

The event, rated inconclusive, is considered relevant to the investigation and so it is included in this report. The reader however, may discover how the brief analysis below could relate to many experiences. Despite the cause it must be acknowledged that the witness has indeed experienced SOMETHING, it is only a question of what it was that needs answering. Without any supportive data the range of possibilities are:

A paranormal event - That the observer experienced something that science cannot presently explain. That something communicated in some way. Some may suggest that a spirit had accompanied the person home from the supposed haunted location.

A natural reaction of the mind to “unnatural stimuli” - The mind dealt with information it had received in a way that “presented” the experience. A simple example of this is that if you experience a twitching shoulder when you’re shopping you would not think much of it. If you’re lying in bed in the dark after watching “the exorcist” and experience the same thing - your mind may suggest something is tapping on your shoulder. If you’re alone and you listen intently for voices for a period of time the mind may become so accustomed to questioning whether every sound is a voice, it may actually begin to “hear” voices.

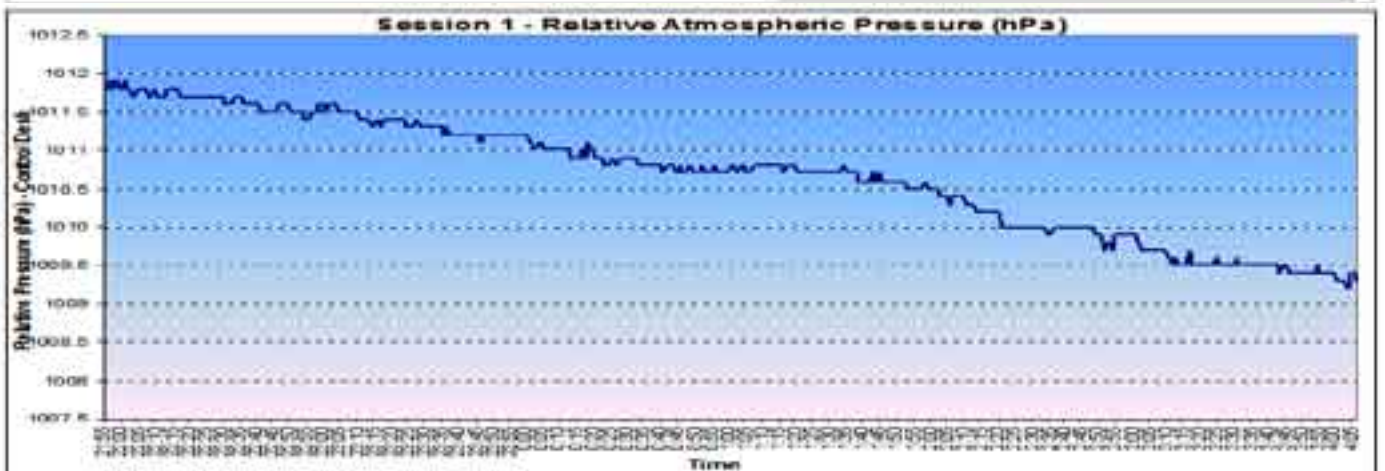
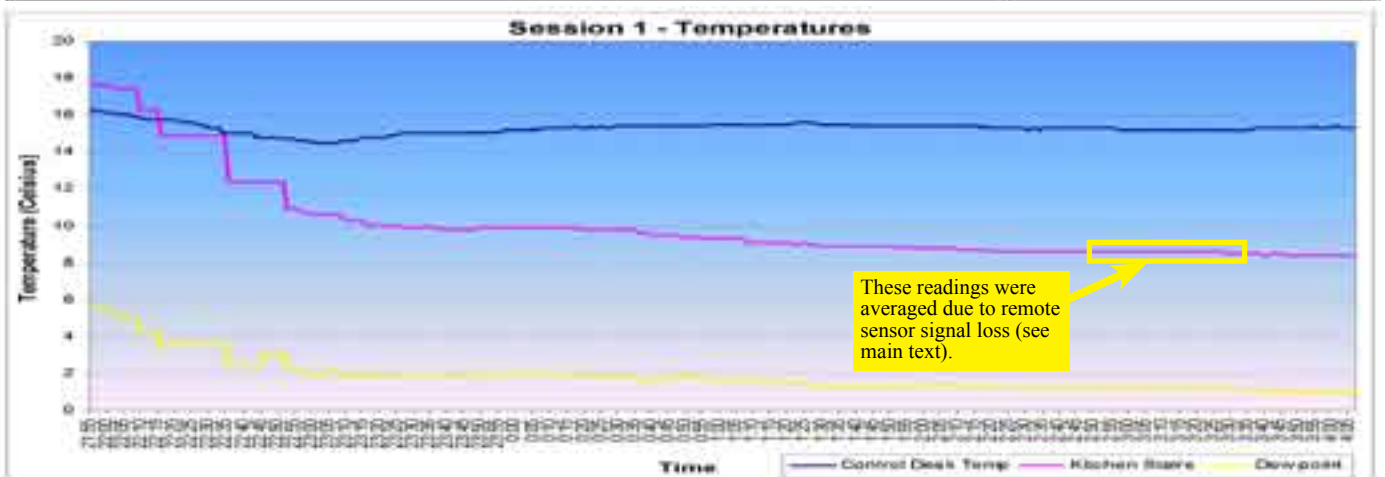
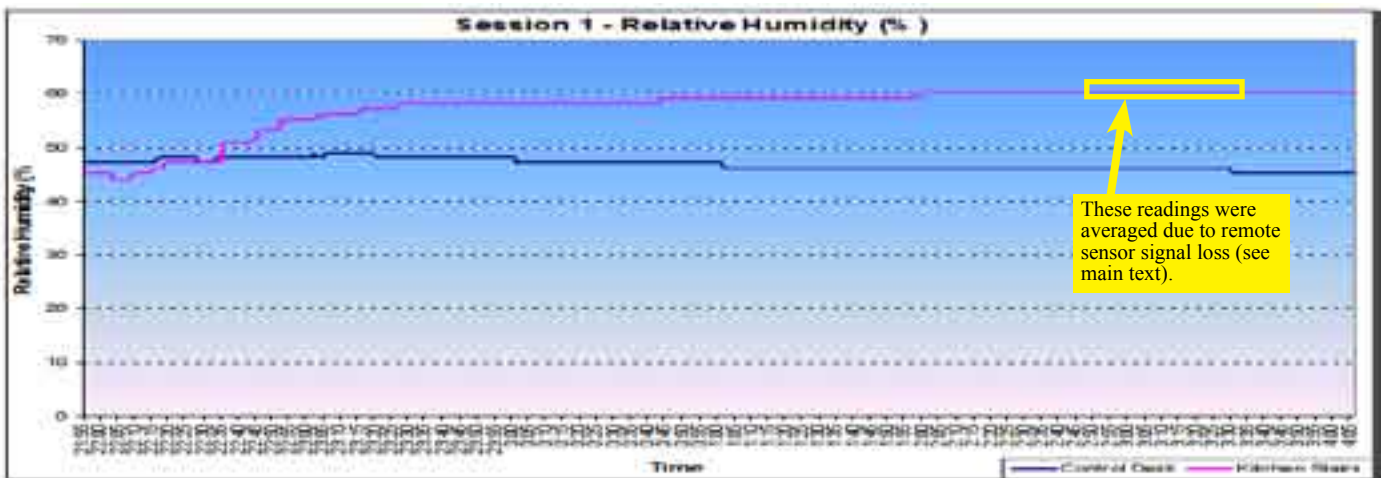
The importance of collecting all possible supportive data to enable a cause to be determined becomes self evident. This may include video, audio, sensor readings, multiple witnesses and such - the more the better! Without this we can only guess at (and certainly not prove) what is actually experienced. This of course is easier said than done and it remains an ongoing goal of Ghost Research International.

ENVIRONMENT MONITORING RESULTS

The environment monitoring equipment recorded no abnormal changes in temperature, relative humidity or atmospheric pressure during the investigation.

There was some fluctuation experienced on the sensor positioned near the stairs to the old kitchen. Relative humidity rose 14% and temperature dropped 7 degrees Celsius in the period between 10 and 11pm. This is considered a normal adjustment to the sensors movement from the control desk to the area of the stairs which is subject to the effects of the outside air from the open windows of the old kitchen. The door from the old kitchen to the stairs remained open all night to allow viewing from the remote camera. Average atmospheric pressure was 1010.7hpa and dewpoint 1.9°C. At the control desk average temperature was 15.3°C, humidity 46.7%. The basement stairs averaged 10.1°C and 57.1% humidity.

Between 2.48 and 3.38am the remote sensor near DVR camera 1 recorded a loss of signal which has never occurred previously or since, despite continuous operation. Missing data was averaged from readings obtained before and after. The positions of affected readings are marked on the graphs.



CONCLUSIONS AND RECOMMENDATIONS

RATING SYSTEM

To assess reported events a rating system is adopted that is weighted towards the skeptical viewpoint. There is no assumption made that ghosts exist. This ensures the highest rating is achieved only when all natural explanations have been eliminated. This may cause some events which may be paranormal in origin to be discarded because they *could* be caused by something natural. This viewpoint is preferred because to claim that an event is caused by something not currently widely accepted as fact, demands considerable hard evidence be provided to support the claim.

The classifications used are as follows:

Explained	All characteristics of an event can be fully satisfied by natural explanations which the evidence indicates is the actual cause.
Natural explanation highly likely	A natural explanation cannot be ruled out and remains highly likely.
Inconclusive	No conclusion can be reached due to a lack of data to enable further analysis.
Indication of possible activity	Likely natural causes have been eliminated and there remains characteristics considered unusual but a lack of more supportive data prevents a higher rating.
Evidence of activity	Solid evidence and supportive data exists that documents an event which defies all natural explanations.

It is rare to be in the “right place at the right time” together with the required equipment that allows all of the necessary to data to be available. For this reason most events fall within the second, third or fourth classifications. The J Ward investigation was no exception and many reported events were rated as inconclusive.

RECOMMENDATIONS

Further investigation of the J Ward is recommended. Examination and monitoring of the garden area outside the new kitchen may prove beneficial in finding possible reasons for the temperature fluctuations experienced just after midnight. It may prove beneficial to conduct further experiments in the outside bath house, carefully monitoring sound and investigating possible causes. The whistling detected in the cell block on level 2 warrants further study of the area with an emphasis on audio.

There were a number of areas which the investigation didn't cover and these should also be examined in any subsequent investigation.

SITE CLASSIFICATION

The highest rating any reported event obtained during post investigation review was “*inconclusive*”. This therefore is the highest site classification that can be given at this stage. Further investigations would need to be conducted to alter this classification.



The Married Quarters